





| | | |
|---|--|--|
|  | <p>Company directors, owners or partners wanting to present the business, department and/or their roles. Suitable as clips on their website or used as explanations.</p> | <p>Company director or business owner wanting to present the history and integrity of the business including challenges, values, mission, overcoming adversity, marketing approach, life/work balance, community involvement, growth and spirit. This is also an ideal approach if the director/ owner is approaching retirement.</p> |
|  | <p>Up to 6 minutes</p> | <p>35 - 40 minutes</p> |
|  | <ul style="list-style-type: none"> • Styling and Public Speaking coaching. • Background shots of you working/ offices etc. • Your logo incorporated into the film. • Royalty free music. | <ul style="list-style-type: none"> • Styling and Public Speaking coaching. • Your edited interview with between 20-30 integrated photos/ documents. Up to 3 cameo (around 1 minute each) appearances of family/ colleagues. • Background shots of you working/ office. • Your logo incorporated into the film. • Royalty free music. • Fly over shots of business by drone. |
|  | <ul style="list-style-type: none"> • Online, password protected version on Vimeo Pro • Full length version on a USB or file transfer plus shorter, individualised clips suitable • Up to 3 by 1 minute long clips suitable for marketing purposes on company website (e.g. discussing values, mission statement, service approach...) | <ul style="list-style-type: none"> • A personalised DVD in our deluxe presentation case with pull-out photo booklet. • Professionally voiced introduction. • Professionally voiced interviewer questions appearing onscreen as text on an individualised background with royalty free music. • Online, password protected version on Vimeo Pro ideal for sharing anywhere around the world. • Full version on a USB or file transfer. • Up to 6 by 1-2 minute long clips suitable for marketing purposes on company website. |

Our Process

It's as easy as 1 - 2 - 3



1. First Meeting

- Have a relaxed chat to get to know you and your business (and meet with other key staff to be interviewed) and decide on key areas of focus.
- Note necessary business details, names, anecdotes and other to bring up during the interview.
- Scout office location (where and how we will film, what the light is like, noise, etc.)
- Select historical photos or other relevant media (e.g. logo, community awards, business awards etc) that may be used in the film.
- Around 1 hour

Note: There is no filming or recording at this time.



2. The Filming

- We bring the lights, camera and sound recording to you so we need to set it up.
- Alison will talk to you about the filming, go over some of the questions and we will set you up with the personal microphone and get you comfortable.
- We do some sound and lighting checks and before you know it, you are already chatting with Alison.
- Film interviews with other key staff (if applicable).
- Film background shots around office where appropriate (staff working, you interacting with staff, dealing with clients if possible). Film outside shots as necessary.
- It's all over before you know it and we take the gear down and are on our way.
- Each interview normally takes around 40 mins or so. All up, a typical shoot with everything will take half a day.



3. Post Production

- It's our turn to do the editing, sound design and all the wonderful magic that goes into making your special film.
- We order the DVD presentation folder/ booklet (if applicable)
- If we need extra photos from what you have given us, we will contact you
- We usually ask for a 'first' screening to make sure all the details are correct before we do a 'public' screening and give you the finished product.
- Then, when the film is approved and ready, we encode, transfer and, depending on the package chosen, produce a DVD and/or USB with the master film and all the short clips suitable for putting on your website and social media.

